

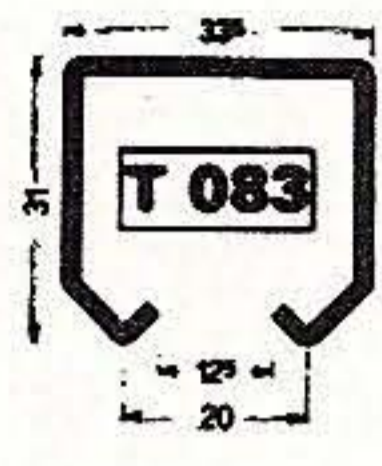
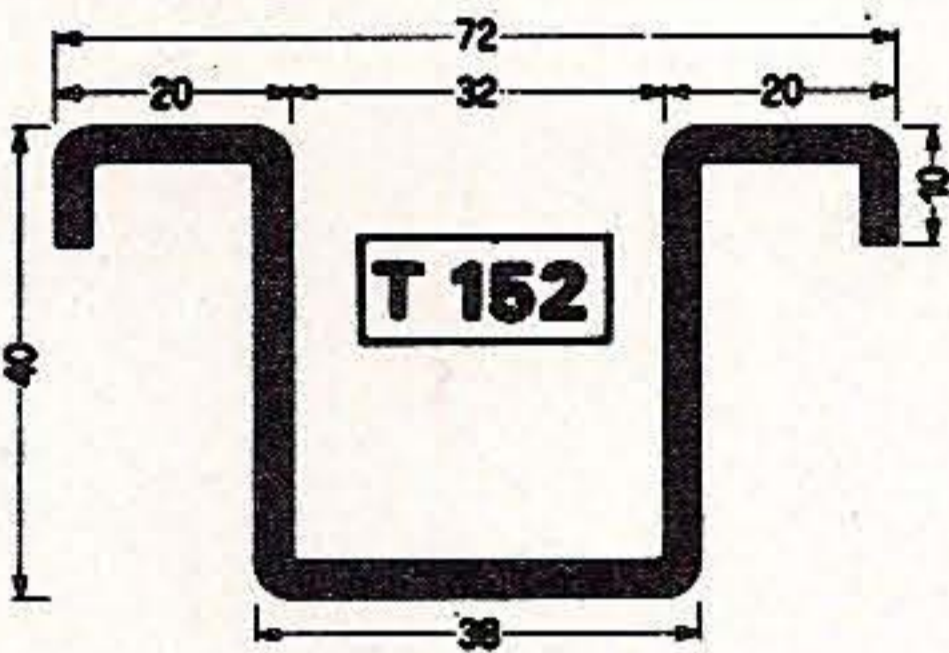


PROFILI con ACCESSORI

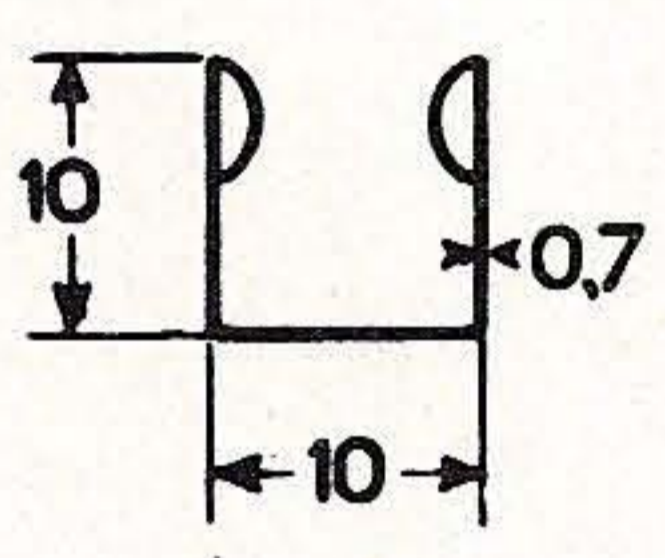
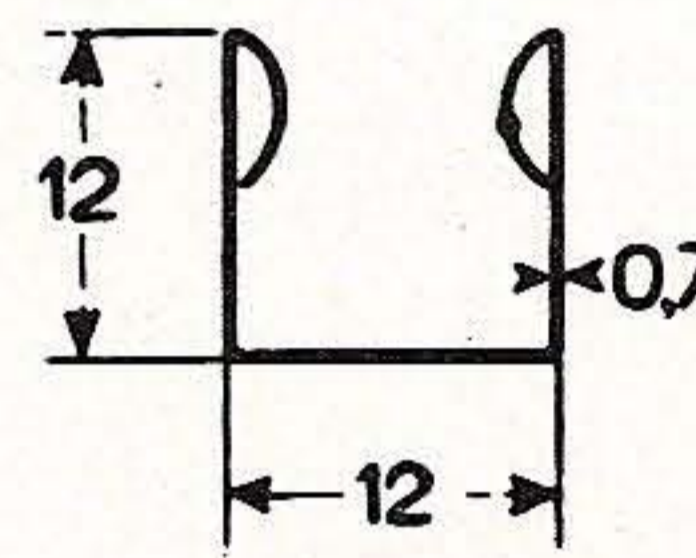
MONOROTAIE CORRENTI  
Cod.: 472000

<p><b>T 081</b></p>  <p>Spessore 30/10 = Kg/ml 6,19</p>	<p><b>T 082</b></p>  <p>Spessore 25/10 = Kg/ml 3,34</p>	<p><b>T 083</b></p>  <p>Spessore 30/10 = Kg/ml 3,60</p>
--	--	--

GUIDA INFERIORE

<p><b>T 152</b></p>  <p>Spessore 18/10 = Kg/ml 1,22</p>
---

FERMAVETRO a SCATTO



<p><b>TR 3</b></p>  <p>Spessore mm 0,7 = Kg/m 0,203</p>	<p><b>TR 8</b></p>  <p>Spessore mm 0,7 = Kg/m 0,240</p>
--	--

CARRELLI per MONOROTAIE  
con GAMBO FISSO  
Cod.: 900003061 (4R/T081)  
(4R/T082)  
Cod.: 900003062 (2R/T081)  
(2R/T082)


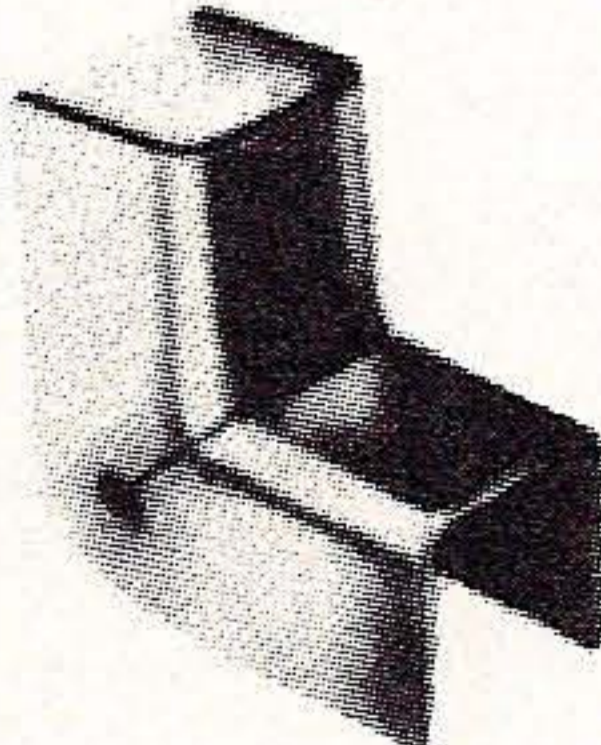
<p><b>4R/T083</b></p> 	<p><b>Caratteristiche :</b></p> <p>Ø ruota mm 23 h tot. carrello mm 63 Spess. attacco mm 6 Lungh. asola mm 29 Portata Kg 80 Si usa con: T 083</p>
---	---

<p><b>4R/T081</b>    <b>4R/T081</b> <b>4R/T082</b>    <b>4R/T082</b></p> 	<p><b>Caratteristiche :</b></p> <table border="1"> <thead> <tr> <th></th> <th><b>4R/T081</b></th> <th><b>4R/T082</b></th> <th><b>2R/T081</b></th> <th><b>2R/T082</b></th> </tr> </thead> <tbody> <tr> <td>Ø ruota</td> <td>mm 54</td> <td>mm 44</td> <td>mm 54</td> <td>mm 44</td> </tr> <tr> <td>h tot. carrello</td> <td>mm 147</td> <td>mm 115</td> <td>mm 152</td> <td>mm 144</td> </tr> <tr> <td>Ø Stelo</td> <td>20 MA</td> <td>12 MA</td> <td>20 MA</td> <td>12 MA</td> </tr> <tr> <td>Lungh. stelo</td> <td>mm 70</td> <td>mm 56</td> <td>mm 75</td> <td>mm 56</td> </tr> <tr> <td>Portata</td> <td>Kg 750</td> <td>Kg 650</td> <td>Kg 400</td> <td>Kg 200</td> </tr> <tr> <td>Si usa con:</td> <td>T 081</td> <td>T 082</td> <td>T 081</td> <td>T 082</td> </tr> </tbody> </table>		<b>4R/T081</b>	<b>4R/T082</b>	<b>2R/T081</b>	<b>2R/T082</b>	Ø ruota	mm 54	mm 44	mm 54	mm 44	h tot. carrello	mm 147	mm 115	mm 152	mm 144	Ø Stelo	20 MA	12 MA	20 MA	12 MA	Lungh. stelo	mm 70	mm 56	mm 75	mm 56	Portata	Kg 750	Kg 650	Kg 400	Kg 200	Si usa con:	T 081	T 082	T 081	T 082
	<b>4R/T081</b>	<b>4R/T082</b>	<b>2R/T081</b>	<b>2R/T082</b>																																
Ø ruota	mm 54	mm 44	mm 54	mm 44																																
h tot. carrello	mm 147	mm 115	mm 152	mm 144																																
Ø Stelo	20 MA	12 MA	20 MA	12 MA																																
Lungh. stelo	mm 70	mm 56	mm 75	mm 56																																
Portata	Kg 750	Kg 650	Kg 400	Kg 200																																
Si usa con:	T 081	T 082	T 081	T 082																																

VITI per FERMAVETRO  
Cod.: 194800010 (Kp 3)  
Cod.: 194800012 (Kp 8)

<p><b>KP 3</b></p> 	<p><b>KP 8</b></p> 
--	--

COPRIANGOLI per FERMA  
VETRO  
Cod.: 900001280 (mm 12)  
Cod.: 900001270 (mm 10)

<p><b>mm 12</b></p> 	<p><b>mm 10</b></p> 
---	---